

REWARDING BRIGHTNESS

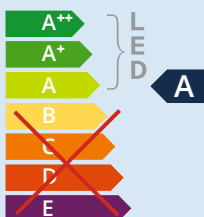


Downlights

Pointer 40
Fixed

Specifications

Colour(s)	Matt white RAL9016 (XX=MW) / Matt black RAL 9005 (XX=BL)
Beam angle (FWHM)	35° (45° FWTM) / 60° (80° FWTM)
Fixture material	Housing: Die cast aluminium
Environment	Indoor
IP rate	IP20 / IP44
IK rate	IK10
Operating temperature (Ta)	-20°C / +45°C
Safety marks	EN60598 / EN62031 / EN62471
EMC compliance	EN55015
Colour consistency (SDCM)	MacAdam step 3
Warranty	7 years



This luminaire contains built-in LED lamps

The lamps cannot be changed in the luminaire.

874/2012



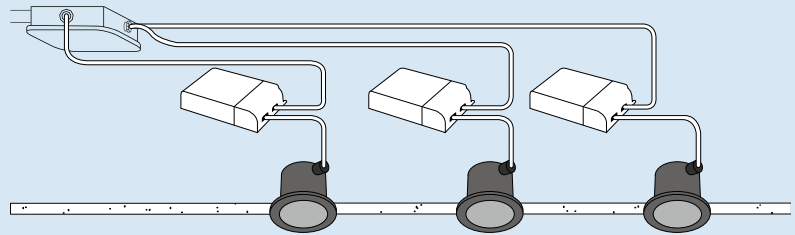
Only when the product is installed in a closed ceiling it may be exposed to water splashes, and only on its front side.

REWARDING BRIGHTNESS

Pointer 40 (non-dimmable - incl. individual power supply)

100-240V

Downlight incl. PSU



Item specifications (part A)

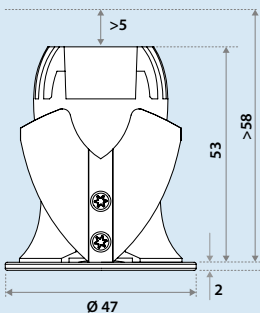
Description	Item code	Type	Input	W	Lm	Lm/W	CRI (typ.)	UGR	Pf	Ripple	Inrush current	B-16A Fuse
Pointer 40 LV 35° 350 Lm 2700K No dim	062703XXLU13	Incl. PSU	100-240V	6,6	350	53	85	7.4	0.6	<3%	20A 170µS	50 pcs
Pointer 40 LV 35° 375 Lm 3000K No dim	062703XXLV13	Incl. PSU	100-240V	6,6	375	57	85	7.6	0.6	<3%	20A 170µS	50 pcs
Pointer 40 LV 35° 400 Lm 4000K No dim	062703XXLW13	Incl. PSU	100-240V	6,6	400	61	85	7.9	0.6	<3%	20A 170µS	50 pcs
Pointer 40 LV 60° 400 Lm 2700K No dim	062703XXLX13	Incl. PSU	100-240V	6,6	400	61	85	17.8	0.6	<3%	20A 170µS	50 pcs
Pointer 40 LV 60° 425 Lm 3000K No dim	062703XXLQ13	Incl. PSU	100-240V	6,6	425	64	85	18.0	0.6	<3%	20A 170µS	50 pcs
Pointer 40 LV 60° 450 Lm 4000K No dim	062703XXLZ13	Incl. PSU	100-240V	6,6	450	68	85	18.2	0.6	<3%	20A 170µS	50 pcs

Item specifications (part B)

Description	Safety class	Energy class	Weight	Dimensions single carton	Quantity per carton	Expected lifespan (25°C)		
						L70B50	L80B50	L90B50
Pointer 40 LV 35° 350 Lm 2700K No dim	II	A	200 gr	105x105x61 mm	42 pcs	60.500 hrs	43.000 hrs	26.000 hrs
Pointer 40 LV 35° 375 Lm 3000K No dim	II	A	200 gr	105x105x61 mm	42 pcs	60.500 hrs	43.000 hrs	26.000 hrs
Pointer 40 LV 35° 400 Lm 4000K No dim	II	A	200 gr	105x105x61 mm	42 pcs	60.500 hrs	43.000 hrs	26.000 hrs
Pointer 40 LV 60° 400 Lm 2700K No dim	II	A	200 gr	105x105x61 mm	42 pcs	60.500 hrs	43.000 hrs	26.000 hrs
Pointer 40 LV 60° 425 Lm 3000K No dim	II	A	200 gr	105x105x61 mm	42 pcs	60.500 hrs	43.000 hrs	26.000 hrs
Pointer 40 LV 60° 450 Lm 4000K No dim	II	A	200 gr	105x105x61 mm	42 pcs	60.500 hrs	43.000 hrs	26.000 hrs

All values are measured at 230V (+/- 7%).

Dimensions



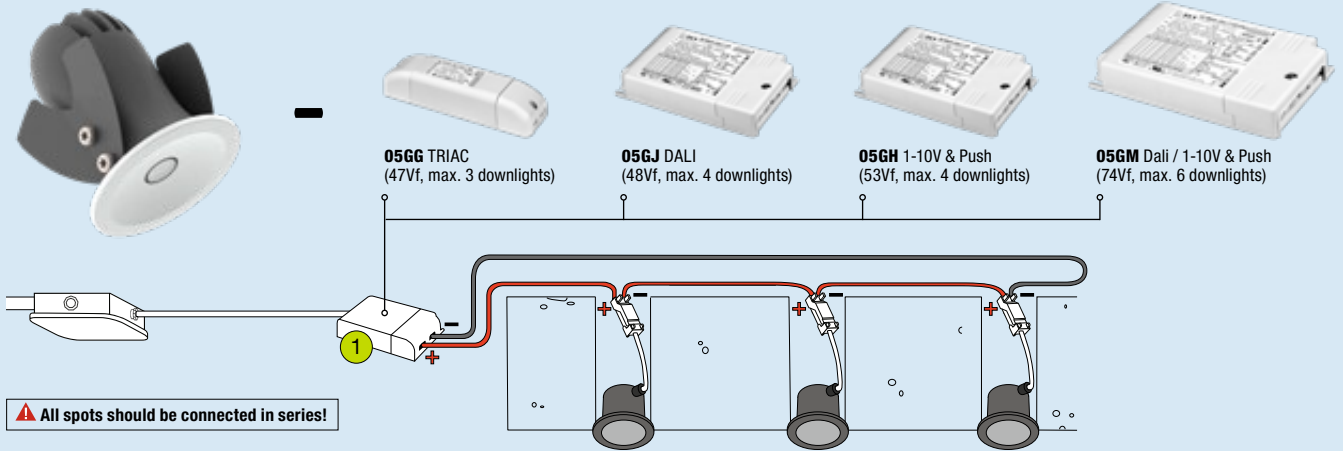
Incl. PSU No dim



REWARDING BRIGHTNESS

Pointer 40 (dimmable - excl. central power supply)

500 mA



Item specifications (part A)

Description	Item code	Type	Input	Vf	W	Lm	Lm/W	CRI	UGR (typ.)	Pf	Ripple	Inrush current	B-16A Fuse
Pointer 40 LV 500mA 35° 350 Lm 2700K Dim	062703XXLG11	Incl. Conn.Box	500mA	11,4	5,7	350	61	85	7.4	x	x	x	x
Pointer 40 LV 500mA 35° 375 Lm 3000K Dim	062703XXLH11	Incl. Conn.Box	500mA	11,4	5,7	375	66	85	7.6	x	x	x	x
Pointer 40 LV 500mA 35° 400 Lm 4000K Dim	062703XXLJ11	Incl. Conn.Box	500mA	11,4	5,7	400	70	85	7.9	x	x	x	x
Pointer 40 LV 500mA 60° 400 Lm 2700K Dim	062703XXLK11	Incl. Conn.Box	500mA	11,4	5,7	400	70	85	17.8	x	x	x	x
Pointer 40 LV 500mA 60° 425 Lm 3000K Dim	062703XXLL11	Incl. Conn.Box	500mA	11,4	5,7	425	75	85	18.0	x	x	x	x
Pointer 40 LV 500mA 60° 450 Lm 4000K Dim	062703XXLM11	Incl. Conn.Box	500mA	11,4	5,7	450	79	85	18.2	x	x	x	x

Item specifications (part B)

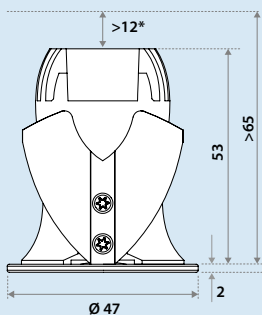
Description	Safety class	Energy class	Weight	Dimensions single carton	Quantity per carton	Expected lifespan (25°C)		
						L70B50	L80B50	L90B50
Pointer 40 LV 500mA 35° 350 Lm 2700K Dim	III	A	150 gr	105x105x61 mm	42 pcs	60.500 hrs	43.000 hrs	26.000 hrs
Pointer 40 LV 500mA 35° 375 Lm 3000K Dim	III	A	150 gr	105x105x61 mm	42 pcs	60.500 hrs	43.000 hrs	26.000 hrs
Pointer 40 LV 500mA 35° 400 Lm 4000K Dim	III	A	150 gr	105x105x61 mm	42 pcs	60.500 hrs	43.000 hrs	26.000 hrs
Pointer 40 LV 500mA 60° 400 Lm 2700K Dim	III	A	150 gr	105x105x61 mm	42 pcs	60.500 hrs	43.000 hrs	26.000 hrs
Pointer 40 LV 500mA 60° 425 Lm 3000K Dim	III	A	150 gr	105x105x61 mm	42 pcs	60.500 hrs	43.000 hrs	26.000 hrs
Pointer 40 LV 500mA 60° 450 Lm 4000K Dim	III	A	150 gr	105x105x61 mm	42 pcs	60.500 hrs	43.000 hrs	26.000 hrs

Dimmable central power supply

Description	Item code	Input	Watt	Current	Efficiency	Pf	Ripple	Weight	Inrush current	B-16A Fuse
PSU 32W 500mA Triac (1)	05GG03MLME00	220-240V	32W (47Vf)	500mA	85%	0.97	<3%	138 gr	5A 50µS	50 pcs
PSU 32W 500mA Dali (1)	05GJ03MLME00	220-240V	32W (48Vf)	500mA	87%	0.98	<3%	138 gr	5A 50µS	50 pcs
PSU 32W 500mA 1-10V & Push (1)	05GH03MLME00	220-240V	32W (53Vf)	500mA	90%	0.95	<3%	138 gr	5A 50µS	50 pcs
PSU 50W 500mA Dali / 1-10V & Push (1)	05GM03MLME00	220-240V	50W (74Vf)	500mA	89%	0.95	<3%	218 gr	20A 400µS	50 pcs

All values are measured at 230V (+/- 7%).

Dimensions



* This distance is necessary because of the height of the connection box. For purely heat reasons just 5 mm is sufficient.

Including connection box

For installation to a central power supply.

